




kern*Mail*

Kern 3600

High-performance inserting system

A masterpiece of technology and efficiency



Your technology partner | **kern**

Kern 3600 The powerful inserting system

With the Kern 3600, insertion takes on an entirely new perspective: efficiency and productivity are a must. Kern 3600 provides these requirements: Insertion jobs require fast and secure processing. This requires simple and convenient operation, exceptional flexibility, and high performance capability.

We use superior quality materials, the latest drive and sensor technologies, and sophisticated control systems and technology. High system availability and the renowned Kern durability are guaranteed.

The Kern 3600 stands out with its extreme user-friendliness:

- An automated input module (single sheet, continuous stack, roll) guarantees efficient paper feed.
- The Kern 3600 can be equipped with automatic format setting. During application changeover, the corresponding unit is driven to the desired new position automatically. This function reduces application changeover times to a minimum.
- Easy operation: Specific image and graphic displays on the screen provide optimal operator support, for fast and straightforward system setting.
- The individual sections (grouping tables, folding stations, etc.) are easily accessible to operating personnel.
- The enclosure feeder conveyor is raised using a handle.



1 The Kern reading system monitors the handling and inserting processes. The paper flow check sensor technology ensures maximum processing security and control.

2 Single or dual web documents are cut to format, collated, and transferred to the inserting system.

3 The Kern 3600 is equipped with a four pocket folding unit. The newly developed folding system allows practically all conceivable fold types to be carried out. Folds are carried out with the utmost precision and quality. The folding plates can be equipped with automatic adjustment to enable fast conversion.

4 Enclosures The system can be equipped with up to 12 feeding stations.

5 The collated document groups are then inserted in the envelope, and the flap closed and sealed.






The Kern 3600 is capable of handling all formats with a maximum capacity of 27,000 inserts per hour. The continuous speed adjustment enables optimal alignment with processing conditions.

6 The dispatch-ready mailpieces are transported on the delivery belt. It's also possible to connect an optional postbox system. You can select whether ready-packed mailpieces are printed and/or franked.

With its flexibility and absolute security, the Kern 3600 can fulfil all your requirements.



Thanks to the modular structure of the Kern 3600 concept, the system can be expanded to cope with new challenges at any time, using additional modules and functions.

■ The system can be connected to Kern mailFactory® software solutions, or integrated to third party manufacturer solutions.

The mailFactory® software supports and accompanies the entire handling process in the document monitoring, control, tracking, measurement, analysis, and dispatch process flow improvement areas.

Facts at a glance


Kern 3600

The Kern 3600 makes perfection a reality – a synthesis of innovation, technology and experience.

The Kern 3600 inserting system is the result of **continuous further development of the Kern high-performance line**, adapted to current customer needs.

Kern 3600 reveals its superiority at a glance

- Document format: min. 82 × 148 mm to max. 356 × 225 mm, continuously adjustable
- Maximum output: capacity/processing: up to 27,000 inserts/hour
- Envelope format: C6 to B5
- Paper weight: 70–120 gm²
- Max. packing thickness: 8 mm
- Adjustable packing fins: 0–8 mm
- 4-pocket folding unit
- Automatic 2-minute format adjustment during application changeover
- Kern mailFactory® compatible





Kern service

Trust is the foundation of good cooperation

The decision to purchase a Kern product is a choice for a continuous, trusting relationship. Reliable service is one of the key pillars of our company. For optimum system availability and productivity, the Kern Group offers a comprehensive and reliable service portfolio.

- Personal consultancy on-site
- Requirement analysis, and solution proposal according to customer needs
- Installation of the Kern systems
- System integration
- On-site training of your employees
- Reliable support and maintenance during operation
- Customer-oriented service and maintenance models after purchase.

Kern worldwide

Innovative systems for document processing and logistics

Kern AG is a Swiss manufacturer and worldwide supplier of products, solutions and services in the field of inserting and packaging systems as well as parcel terminals. The software and platforms that are tailored to the product and customer complete the Kern system landscape.

For more than seven decades, Kern has stood for great innovation, quality, flexibility and reliability. Factors that mean one thing above all: the highest level of security and service.

The basis for this is flexible production planning and process control on the one hand, and a long-standing and qualified team of experts in development on the other.

The Group operates in around 50 countries worldwide and employs about 750 people. Kern Service is available worldwide with 450 service technicians, on 365 days a year.


Business Units



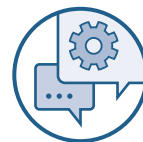
kern**Mail**



kern**Pack**



kern**Terminal**



kern**Service**

Headquarter

Kern AG
3510 Konolfingen
Switzerland

Phone +41 31 790 35 35
info.switzerland@kernworld.com
www.kernworld.com

Subsidiaries

Belgium www.kernnv.be
France www.kernfrance.fr
Germany www.kerngbmh.de
Great Britain www.kern.co.uk
Netherlands www.kernbv.nl
Spain/Portugal www.kern.es
USA/Canada www.kerninc.com